

**SECTION A [30 MARKS]**

1.State four practices that make Agriculture to be considered a science [2mks]

3.Give two advantages of organic farming [1mk]

4.Give 2 branches of crop farming[1 mk]

5. State 2 negative impacts of high temperature.(1mk)

6.Mention four farming practices that help to improve soil structure[2mks]

7. State three factors that have negative impacts on Agriculture

8.State four aspects of rainfall that affect crop production [2mks]

9.State 2 properties of the soil that are influenced by the texture [1mk]

10.Name four human factors that influence efficiency of Agriculture production[2mks

11.State four factors that determine the type of irrigation that can used in a given area (2mks)

12.State four disadvantages of using farmyard manure(2mks)

13.Give four disadvantages of minimum tillage(2mks)

14. Outline two methods used by farmers to harden off seedlings in a nursery bed (2mks)

15(a) Name two types of inventories used on the farm for the purpose of record keeping (1mk)

(b) What is the importance of taking farm inventories? (1mk)

16. Give 2 reasons why farmers should establish seedling first in a nursery bed during the growing of cabbages (1m)

17(a). What is vegetative propagation? (1m)

(b). State the materials used to propagate;

Sisal

Pineapples

Irish potatoes

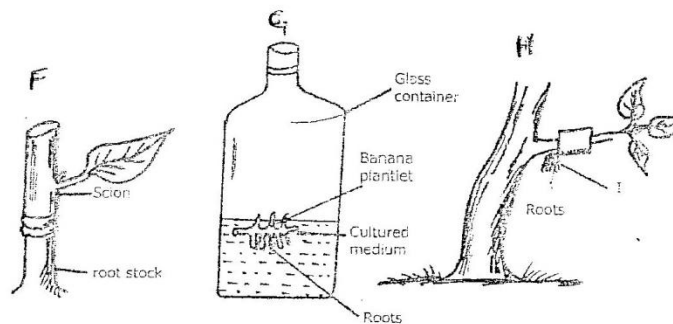
18(a) A farmer was advised to apply a fertilizer labeled 18:47:0 on the sack. What do the labeled figures stand for? (1½mks)

(b) A farmer was advised to apply 200kg of C.A.N fertilizer per hectare, which is top dressing the bean crop. C.A.N contains 21% nitrogen. Calculate the amount of nitrogen applied per hectare [show your working] (1½mk)

**SECTION B 20MKS**

19 Study the methods of crop propagation F, G, and H illustrated below and answer the questions that follow

Q19



[a] Identify the methods of crop propagation illustrated above [ 1 1/2 mks]

F

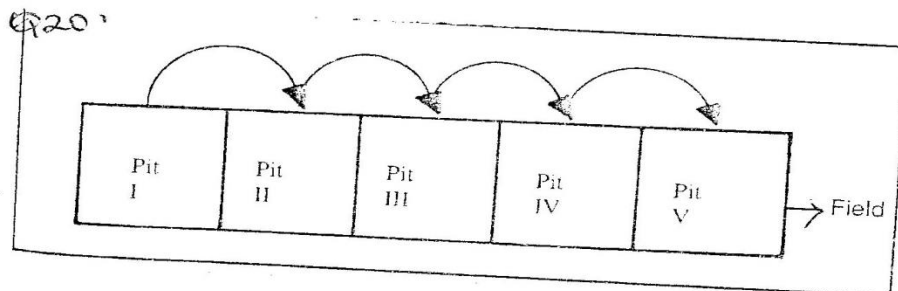
G

H

[b] Give 2 conditions under which H is carried out [2mks]

[c] Give 3 advantages of using the method of propagation illustrated in G above [1 1/2 mks]

20 The following diagram shows a method of compost preparations

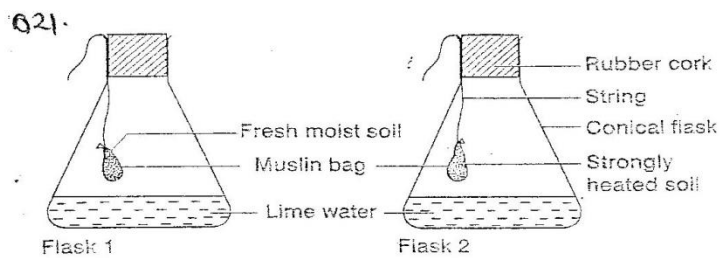


[a] Identify the method [1mk]

b) Give two factors that should be considered when siting the compost pit. (2mks)

[b] Give 2 factors that determine the time the manure would be ready for use in the field. (2mks)

21 The diagram below shows an experiment that was carried out by a form one class. Study it carefully and answer the questions that follow



[a] What was the aim of the experiment [1mk]

[b] What observations did the students make at the end of the experiment in the 2 flasks [2mks]

Flask 1

Flask 2

[c] Give the reason for the observations in flask 1.(1mk)

[d]Why did the students heat the garden soil in flask 2 strongly?[1mk]

22 Explain the meaning of the following practices in crop production

1 Chilting[1mk]

2 Seed dressing [1mk]

3 seed inoculation [1mk]

4 Earthing up [1mk]

5 Roguelling [1mk]

### **SECTION C 40 MKS**

*Answer any two questions in this section*

23 [a] State and explain the factors considered when determining spacing of crops in the field [10mks]

[b] Determine the process of chemical water treatment [10mks]

24 [a] what are the uses of farm records [10mks]



[b] Explain 8 ways in which soil loses fertility [10mks]

25 Describe the field production of tomatoes under the following sub-headings

[a] Ecological requirements [3mks]

[b] Land preparations [4mks]

[c] Transplanting [5mks]

[d] Field management practicals [5mks]

[e] Marketing [3mks]