

# GRADE 2 END TERM 3 MARCH 2022 MATHEMATICS

NAME .....

Learner's Number    Gender Boy  Girl

School name ..... School code

## SCORING GUIDE

The grid below is to be filled by the teacher after marking the learner's work.

Learning Areas	Score	Exceeds Expectation	Meets Expectation	Approaches Expectation	Below Expectation
Numbers 1-10					
Measurements 11-20					
Geometry 21-25					

### NUMBERS


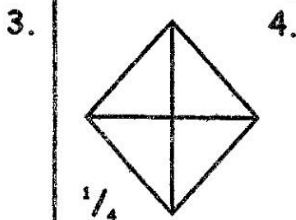
1. A teacher wrote eighty three on the chalk board. What is the number in symbols?  
\_\_\_\_\_

2. Below is Musembi's flash card.

17

What is the number in words?  
\_\_\_\_\_

Colour the fractions shown.



5. Write the place value of 8 in 78  
\_\_\_\_\_

6. Three boys were playing with balloons. If each of them had 6 balloons, how many balloons were there altogether?  
\_\_\_\_\_

7. Take away 16 from 59  
\_\_\_\_\_


8. Add:  $\begin{array}{r} 37 \\ + 48 \\ \hline \end{array}$   
\_\_\_\_\_

9. A mother had 10 plates. She put three oranges in each plate. How many oranges had she?  
\_\_\_\_\_

10. Work out:  
 $24 \div 3 =$  \_\_\_\_\_

**MEASUREMENT**

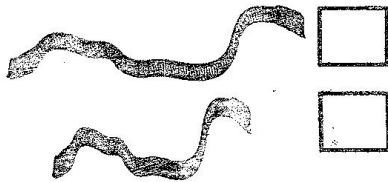
11. Study the pictures below.



Karani's finger    Kemunto's  
finger.

Whose finger is short?

12. Tick a longer rope.




13. Study the diagram below.




The diagram below shows a sh. \_\_\_\_\_ note.

14. Use "heavier" or "lighter."




The sugar is \_\_\_\_\_ than the salt.

15.



The leaf is \_\_\_\_\_ than the stone.

16. Colour the ones that hold the same.



Use the words below to fill in the table.

balloon    cabbage    bicycle  
maize

Needs	Wants
17. _____	18. _____
19. _____	20. _____

**GEOMETRY**

Draw the following lines.

21. Straight line.

22. Curved line.

Re-draw the patterns

