

GRADE 1 END TERM 3 MARCH 2022 INTEGRATED LEARNING

NAME

Learner's Number Gender Boy Girl


School name School code

The grid below is to be filled by the teacher after marking the learner's work.

Learning Areas	Score	Exceeds Expectation	Meets Expectation	Approaches Expectation	Below Expectation
Art & Craft 1 - 4					
Physical Health Educ. 5 - 7					
Music 8 - 10					

ART & CRAFT

1. Sandra was flying a kite as shown below.



The material marked X is

_____ (wire, paper, thread)

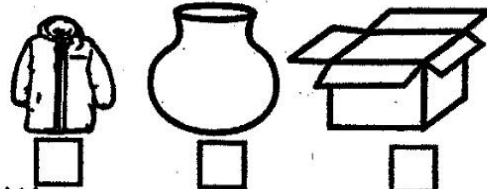
2. A good kite should be

_____ (light, heavy, wet)

3. _____ can be used for weaving.

(Plastic, Thread, Polythene)


4. Tick the one in which coiling technique can be practised



5. We can use a _____ to paint on fabrics.

(stone, sponge, ruler)

6. The diagram below shows a paper plane.



The item can be made using _____ technique.

(folding, rolling, twisting)

Name the lines below.

7.  _____

8.  _____

**PHYSICAL HEALTH
EDUCATION.**

Name the balance below

9.  _____

10.  _____

11. Below is Karim.



Karim is practising _____
(summersault, egg roll, swimming)

12. When playing different games we observe rules for _____
(happiness, strength, safety)

13. When performing jumping for height, we land with our _____
(hands, head, feet)

14. A swimming pool must be kept _____
(clean, wet, away)


MUSIC

15. We must take _____ during dance.
(precaution, water, photos)

16. Sing the first verse of the National Anthem in Kiswahili.

17. Songs sung to show love and respect for our country are called _____ songs.
(action, patriotic, sacred)

18. Draw and colour a drum.



19. _____ songs are sung in church.
(Sacred, Loud, Patriotic)

20. We can use a _____ to improvise a drum.
(wire, jerrycan, stick)