

# MATHEMATICS ACTIVITIES

## GRADE 1 - 2020

Name.....

Learner's Number

Gender: Boy

Girl

County Name..... County Code

Sub- County Name..... Sub- County Code

School Name..... School Code

### TEACHER'S SCORING GUIDE

The grid below is to be filled by the teacher after marking the learner's work.

Strand	Numbers	Measurement	Geometry
Question Numbers	1 - 15	16 - 23	24 - 25
No. Of Questions Correct			
Performance Level			

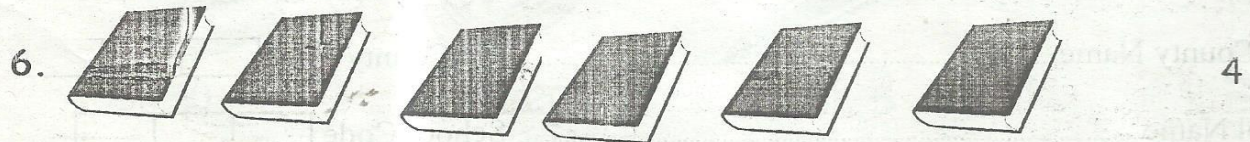

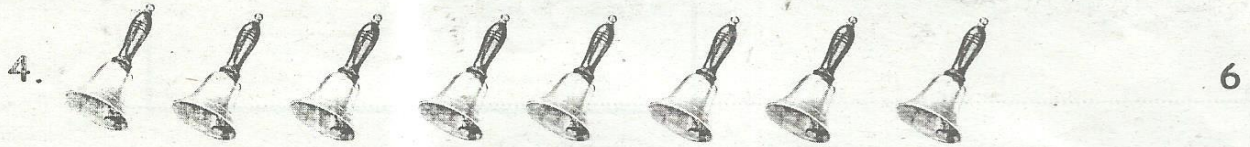
Write the number name.

1. 4 - \_\_\_\_\_

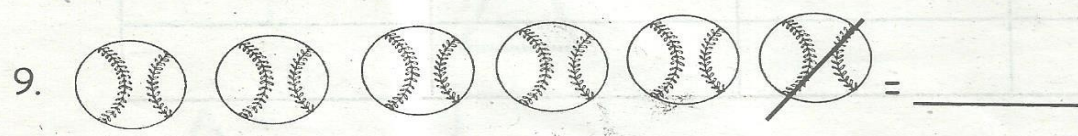
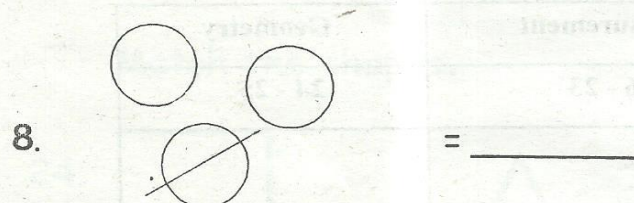
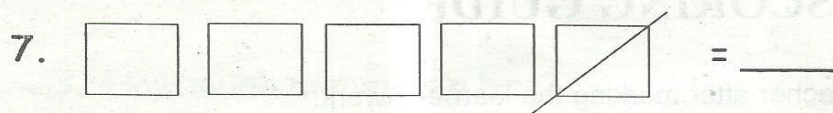
2. 6 - \_\_\_\_\_

3. 2 - \_\_\_\_\_



Match the objects to the correct number.

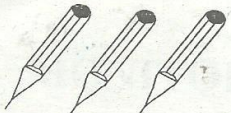
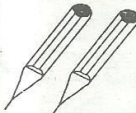


Take away 1 then count and write how many.





Put together.

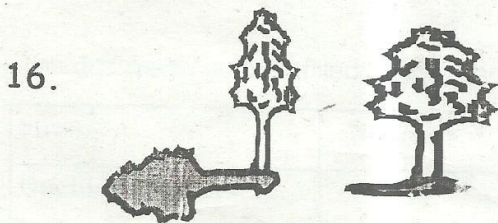
10.  +  = \_\_\_\_\_

11.  +  = \_\_\_\_\_

Count and write the number.



Circle the shorter shadow.



Name two days of the week.

17. \_\_\_\_\_


18. \_\_\_\_\_

Name two tools that can be used to tell time.

19. \_\_\_\_\_

20. \_\_\_\_\_

21. Draw and colour a 50 shillings note.




Use the price list below to answer questions 22 and 23.



Sh.50



Sh. 20



Sh. 5

22. How much money is a pen? \_\_\_\_\_

23. How much money is a bag? \_\_\_\_\_

Match the shapes.

24.



25.

